



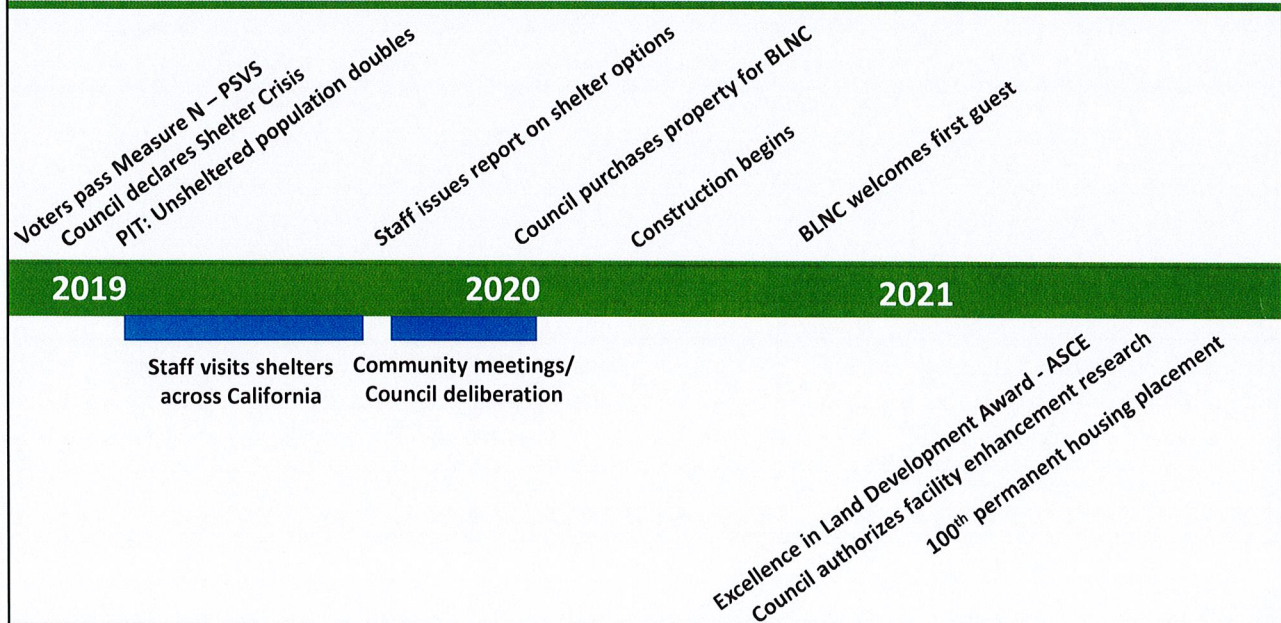
## City of Bakersfield Brundage Lane Navigation Center

Anthony Valdez, Assistant to the City Manager



1

### Brundage Lane Navigation Center: Timeline



2



## Outline

- October 20, 2021 – Council authorizes staff to research opportunities to enhance impact of City's BLNC.
- December 15, 2021 – Staff returns with findings, draft design and proposed construction budget.

3

## Bakersfield Unsheltered Population



4



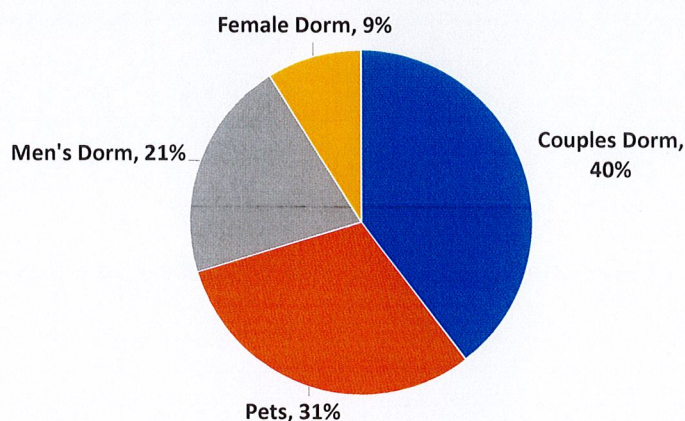
## Brundage Lane Navigation Center: By the Numbers

- One-year in operation
- Over 750 Individuals Served
- **Over 100 Individuals Placed Into Permanent Housing**
- 14 Individuals Reunited With Family



5

## Brundage Lane Navigation Center – Turnaways



70 Individuals Turned Away Each Week on Average

6



## Brundage Lane Navigation Center - Challenges

- Self-exit rate high - mental health disorders and **substance abuse**.
- Finding affordable housing placements difficult.
- Homelessness on the rise across state and nation.
- Until City's investments in affordable housing come online – need near-term solution for growing population.

7

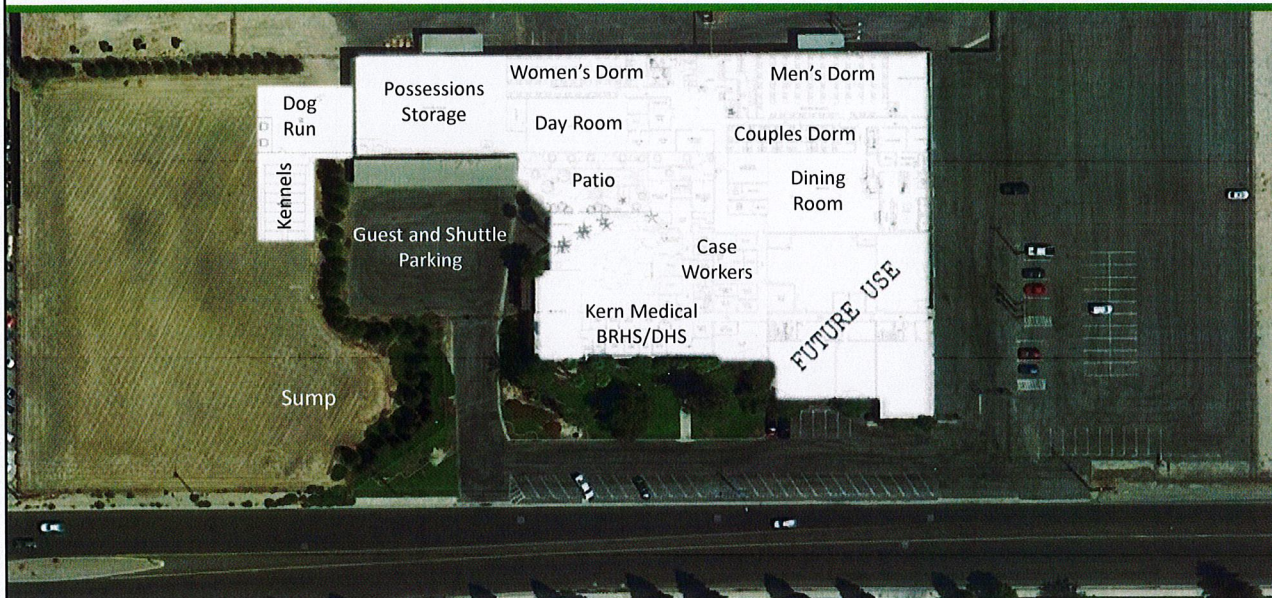
## Data Sources

- Weekly data reports from shelter operator contractor Mercy House and street outreach contractor Flood Ministries.
- Weekly meetings between City Manager's Office and Mercy House.
- Bi-weekly meetings between City Manager's Office and BLNC Referral Network – Bakersfield Police Department, Code Enforcement, Economic and Community Development Department, Mercy House, Flood and Kern BRHS.

8



## Existing BLNC Campus Overview



9

## Staff Analyzed

- What homeless sub-populations can be better served by congregate shelters?
- What facility improvements can be made to the BLNC to have the biggest impact on City's remaining unsheltered population?

10



## Regional Opportunities for Improvement

Homeless sub-populations that are underserved but not appropriate for traditional congregate shelters:

- Youth
- Single Fathers
- Convalescent Facilities
- Long-Term Care Facilities

11

## Underserved by Congregate Shelters in Bakersfield

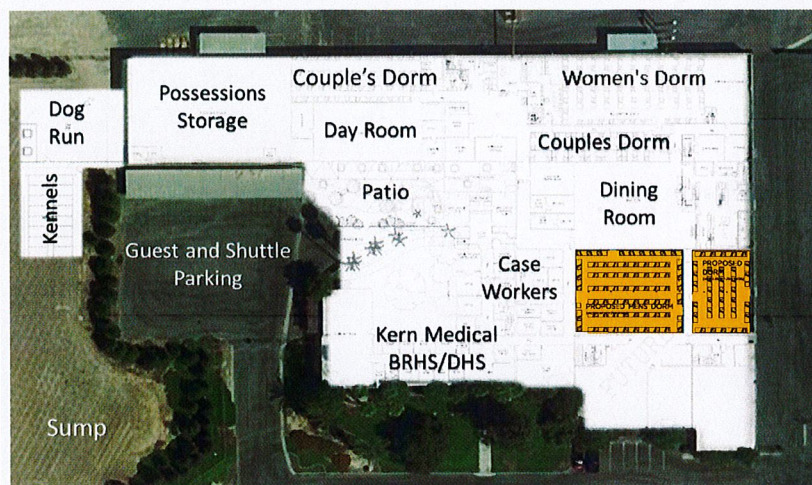
Opportunities for largest impact on existing and future unsheltered populations in the City of Bakersfield:

- Couples
- Pet owners
- Single Men
- Single Women
- Hospital Discharges

12



## Proposed BLNC Facility Improvements



### Construct New Men's Dorm

Men Capacity  
76 → 109

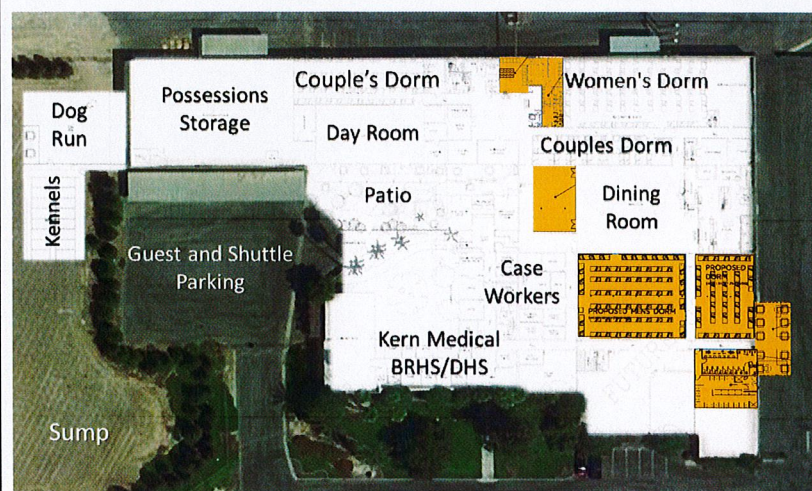
Women Capacity  
54 → 76

Couples Capacity  
20 → 64

**Total Capacity**  
**150 → 249**

13

## Proposed BLNC Facility Improvements



Construct Men's Restroom

Convert Women's Restroom

Expand Laundry Room

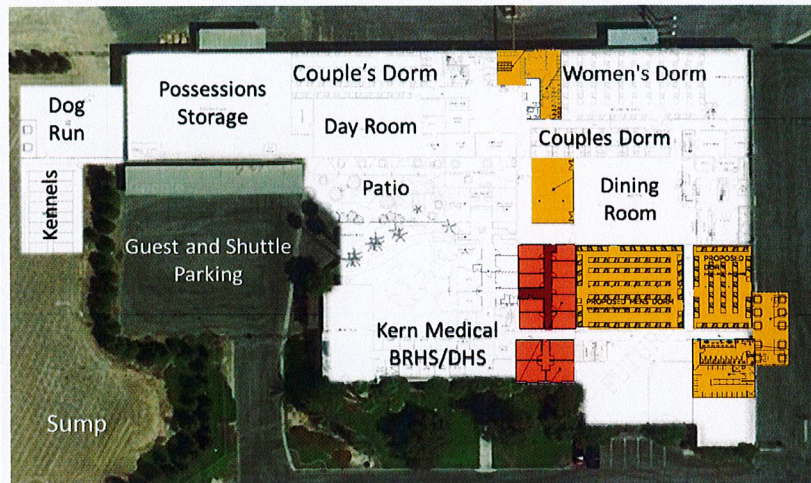
Construct Men's Patio

Expand Dining Room

14



## Proposed BLNC Facility Improvements

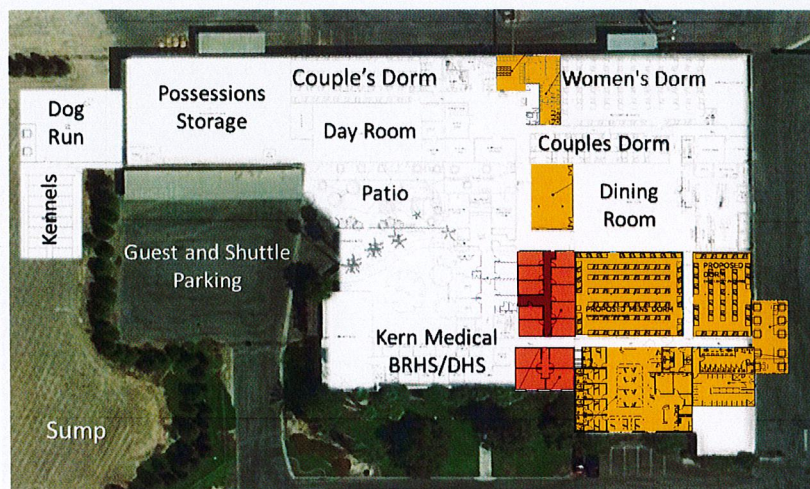


Caseworker  
Office Expansion

Relocate  
Homeless  
Collaborative

15

## Proposed BLNC Facility Improvements



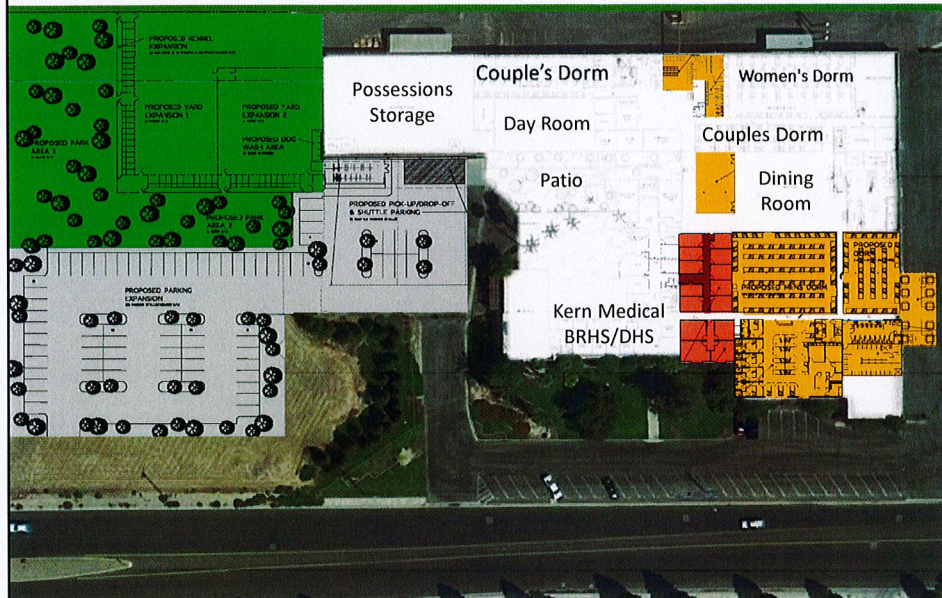
Recuperative Care  
Dorm

Operated by:  
Kern Medical

16



## Proposed BLNC Facility Improvements



Expand Guest  
Parking

Expand Pet  
Capacity

Green Space

17

## Cost

### Baseline Expansion

Demolition/General Miscellaneous	\$285,050.00
Utilities/Infrastructure	\$425,280.00
Men's Dorms 1 and 2	\$277,610.00
Case Worker Office Remodel	\$217,560.00
Call Center/Administrative Area	\$170,460.00
Men's Restroom/Hallway	\$345,395.00
Project Management	\$311,727.10
Contingency	\$208,899.54
Subtotal	\$2,241,981.63

### Value Added Options

Recuperative Care Dorm	\$668,543.50
Code RRT Offices	\$161,592.50
Covered Outdoor Space	\$104,920.00
Parking/Green Space/Kennel	\$1,461,575.00
New Generator System	\$500,000.00
Project Management	\$524,562.90
Contingency	\$351,528.46
Subtotal	\$3,772,722.37
<b>Total</b>	<b>\$6,014,704.00</b>

18



## Cost Analysis

- Keeping City staff focused on Council goals
- Leveraging State and Federal Funds to offset PSVS-Measure N sales tax investments
  - Coronavirus Aid, Relief, and Economic Security (CARES) Act funding
  - U.S. Department of Housing and Urban Development, Emergency Solutions Grants
  - American Rescue Plan Act (ARPA) funding
  - California Advancing and Innovating Medi-Cal program
- Rymac General Contracting, Inc.
- Annual operations to rise by \$2,559,263 from the current annual operating cost of \$3,184,247.

19

## Staff Recommends

- (1) Council approve Amendment No. 1 to Agreement No. 2021-245 increasing the compensation amount of Agreement No. 2021-245 by \$6,014,704.00 to allow for the completion of the construction phase of the BLNC tenant improvement project; and,
- (2) Appropriate and transfer \$5,814,704.00 from Public Safety Vital Services – Measure N unappropriated sales tax revenues to the Public Works Department Capital Improvement Project budget within the PSVS-Measure N Capital Outlay Fund.

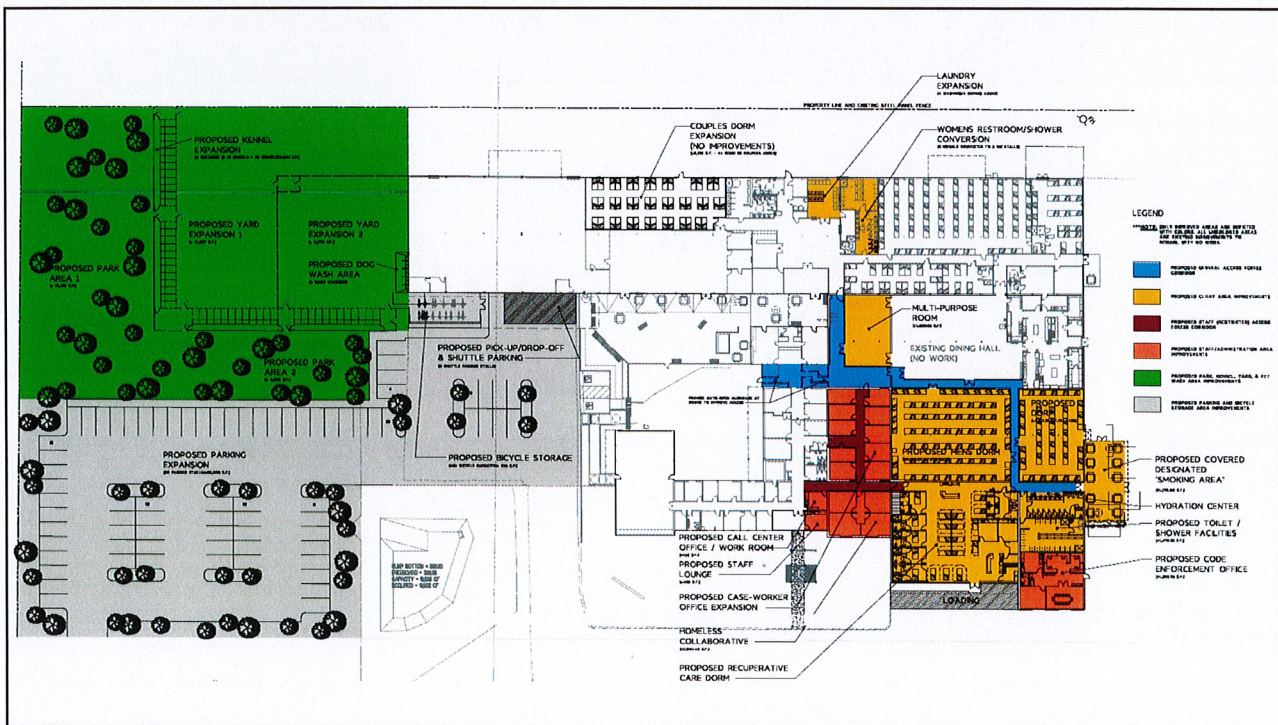
20



# Questions?



21

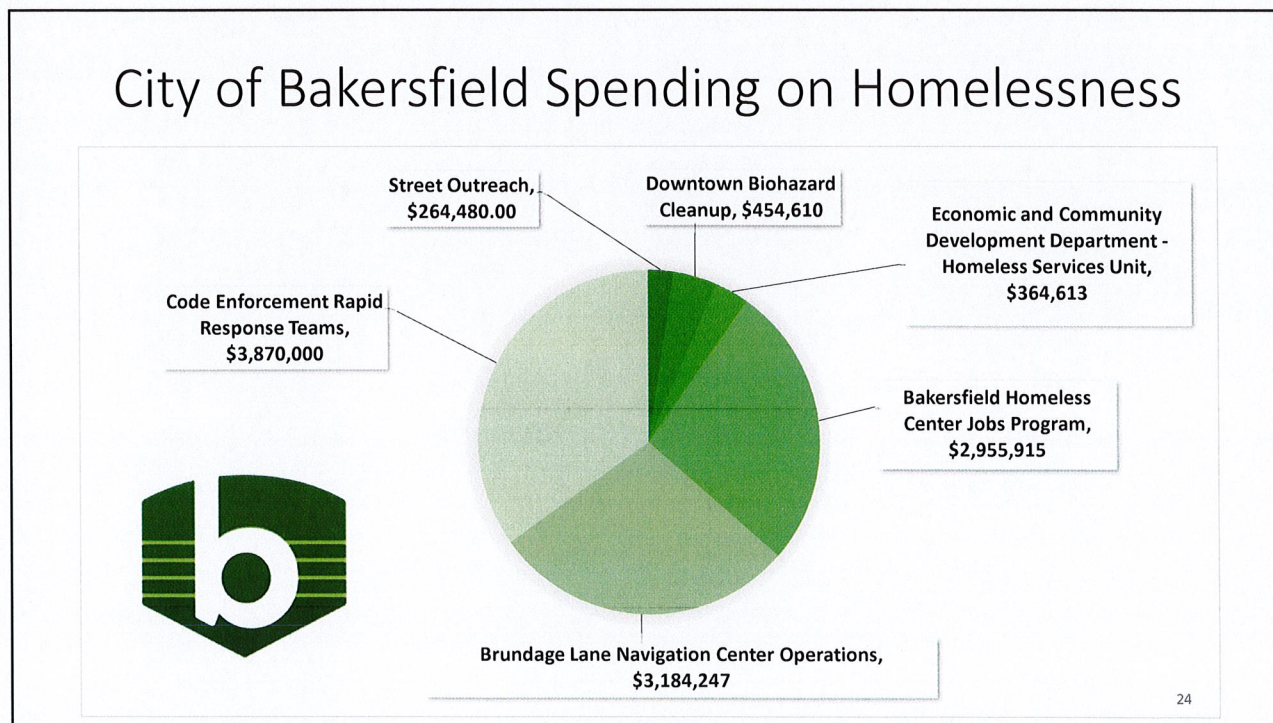


22





23



24